

# TUNING PROGRAM

YAMAHA SIDEWINDER GENESIS 998cc

**Map Tun**  
lowersports  
**VTECHTUNED**

**SHOW'EM**  
THE RIGHT  
**SIDE OF**  
YOUR  
**SIDEWINDER**

It is old news that Yamaha's latest turbocharged Genesis 998cc engine has the power and torque to cause most people to raise their eyebrows. When combined with one of our tuning kits, you will have lots of fun for many winters to come!

At Maptun Powersports VTECHTUNED, we are continually working on developing new hardware and new firmware to let you experience the thrills of riding your Yamaha Sidewinder. At present, we offer five different tuning kits that deliver up to 302 hp! Stage 2-4 includes an fastspool option that allow the turbo to start working at lower rpms that result in a 40 hp more powerful midrange.

When you choose Maptun, you can optionally purchase your own MaptunerX controller that enables you to easily switch between different software packages and also get free access to new software releases developed after the purchase date. MaptunerX can also perform diagnostics such as reading and deleting error codes. Additionally, it reads values in real time and saves these whilst driving, for later analysis.



# MAPTUNERX



made in sweden  
by maptun 

# MAPTUNERX

## UNLEASH THE HIDDEN POWER

MaptunerX performs a so-called reflash. In short, MaptunerX first reads the original vehicle firmware to analyse and look up the various parameters such as load pressure, ignition timing, fuel, various types of restrictions etc. These parameters are then adapted to various conditions such as the exhaust system, air kits, diffusers and climatic circumstances. This is one of the most advanced ways to optimise the engine firmware - but undoubtedly the safest!

MaptunerX always uses the original vehicle firmware as the originating point, which means that the engine control unit is always aware of the increased power and thus at any point can adjust the inherent safety features originally programmed instead of defeating them or, as is often the case, ignoring them.


Maptun is continually developing new features and support for new vehicles. Your MaptunerX will never become outdated since it automatically updates its firmware every time it is connected to a computer and synchronised with our server.



*Fun fact: There are more than 10,000 MaptunerX users worldwide.*

## MAPTUNERX SUPPORTS NUMEROUS MAKES

MaptunerX also supports Yamaha watercraft, outboards, ATVs and UTVs. Other brands, including Sea-Doo, Ski-Doo, Lynx, Polaris, Kawasaki, Can-Am and Arctic Cat, are also supported. Additionally, we carry plenty of features and optimisation kits for cars. With MaptunerX, you can simply use the same device for all your vehicles!



## SOFTWARE AND HARDWARE IN PERFECT HARMONY

Products that are equipped with the Maptuner Compatible badge are tested and verified by Maptun to be used with our tuning kits.



# HOW TO TUNE

To unleash the hidden power of your Yamaha Sidewinder you can either visit one of our resellers, purchase or loan your own MaptunerX.

Once the tuning license has been activated for the vehicle, you gain free access to all the software plus the ability to switch between these as you like, including the original vehicle software. This also includes new software releases developed after your purchase of tuning license.

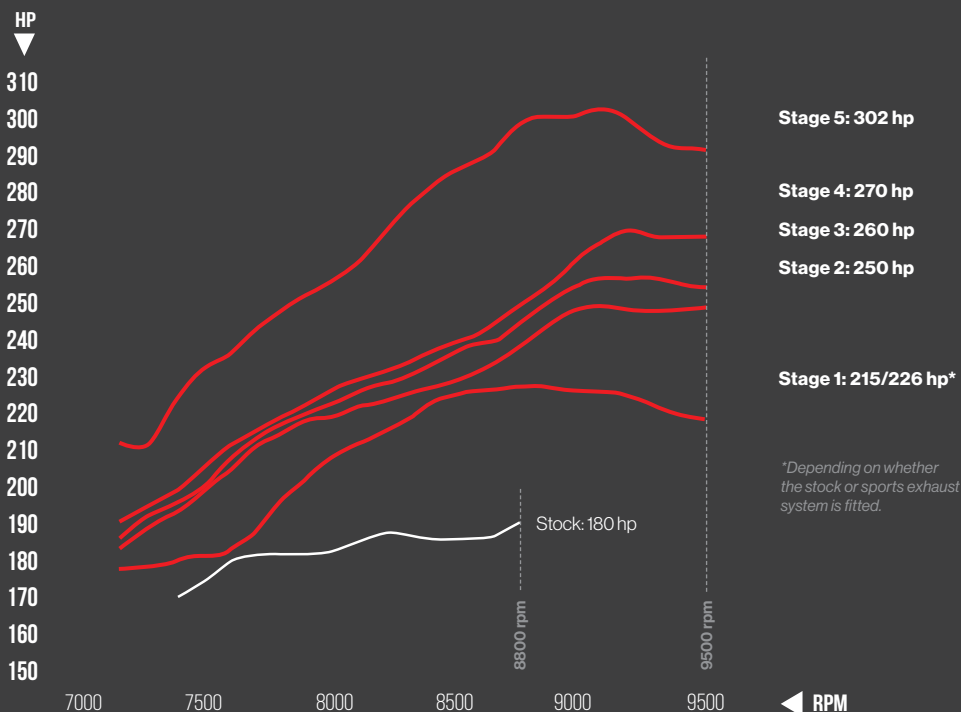


## NEW FOR 2021/2022 SEASON:

Flash through diagnostic connector. No need to remove ECU.









# TUNING STAGES

We currently offer five stages of tuning for the Yamaha Sidewinder Genesis 998cc.



# REQUIRED HARDWARE

If you want to go beyond "software only" Stage 1 tuning you need to add required hardware for each stage of tuning. **Software for all stages are always included** in your tuning license so you can easily upgrade to a higher stage by adding hardware and simply select the corresponding software using the Maptuner.

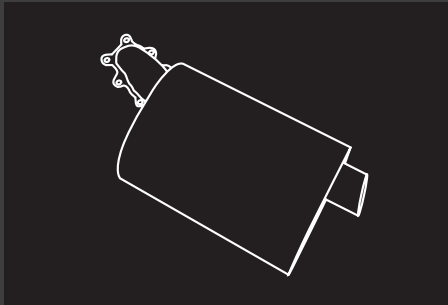
	215/226 HP	250 HP	260 HP	270 HP	302 HP
 Software	STAGE 1	STAGE 2	STAGE 3	STAGE 4	STAGE 5
 Sports exhaust system	Compatible with stock and sports exhaust system				
 Cold Air Intake					
 Blow-off valve					
 Reinforced pressure hoses					
 Upgraded exhaust manifold					
 MAP-sensor					
 Upgraded injectors					
 Upgraded turbo					



Upgraded clutch kit

We recommend an upgraded/adjusted clutch for all our tuning stages. For the higher tuning stages an upgraded clutch is essential for an enjoyable driving experience.

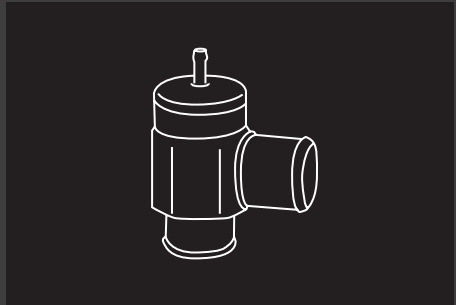
# TUNING COMPONENTS



## EXHAUST SYSTEMS

Free flowing exhaust system that allow more air flow than a restrictive original exhaust system. This is required for tuning stages 2 and above.

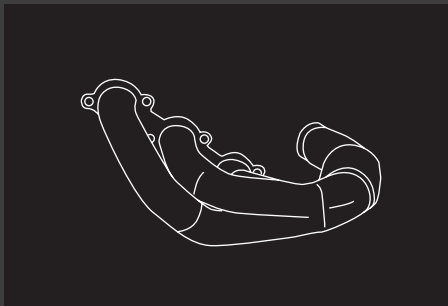
We have tested and Maptun Compatible exhaust systems in stock. Visit [maptunpowersports.com](https://maptunpowersports.com) to see our current product range.



## BLOW-OFF VALVES

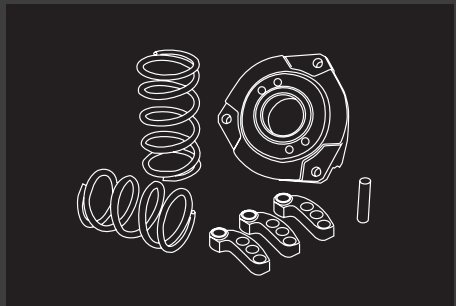
An upgraded blow-off valve with improved spring, piston and seals for higher boost pressure and better performance. Required for Stage 4-5.

We have tested and Maptun Compatible blow-off valves in stock. Visit [maptunpowersports.com](https://maptunpowersports.com) to see our current product range.



## EXHAUST MANIFOLD

Better air flow and balance between each cylinder output. Generates better throttle response and more power on low and medium revs thanks to improved turbo spool.



## CLUTCH KIT

Clutch Kit that includes optimized springs for primary and secondary clutch. Together with adjusted helix and weights. These parts combined takes care of the increased power and gives your sled smooth rpm engagement.

We have tested and Maptun Compatible clutch kits in stock. Visit [maptunpowersports.com](https://maptunpowersports.com) to see our current product range.

# TUNING COMPONENTS



## MODIFIED STOCK TURBO

Remanufactured and rebuilt OEM turbo to maintain best possible drivability and customized to achieve maximum flow and quick spool up. This is required for tuning stage 5.

A unique upgraded turbocharger developed, modified and assembled by Maptun!



## REINFORCED PRESSURE HOSES

High-quality 4-ply silicone hoses that instantly replace your original hoses. These hoses have been pressure tested for 8 bar and reduce the risk of hose expansion when driving with high boost pressures. SS304 stainless steel clamps included.



## MAP-SENSOR 4 BAR

Upgraded MAP sensor that allows reading of higher turbo boost pressure. Required for tuning stage 5.

Exclusively available from Maptun and our dealers.



## INJECTORS

Set with upgraded Bosch fuel injectors required tuning stage 5. Includes adapter for stylish and easy installation.

# TUNING COMPONENTS



## COLD-AIR INTAKE

### SNORKEL TYPE

A 4-ply silicone snorkel kit that guides the air intake outside the hood to supply cooler air to the engine for increased power. Features a CNC-milled filter basket made of 6061 aluminium, protected by a hard-wearing cover. Supplied complete with aluminium joints and a drill template for an easy and stylish installation!



## COLD-AIR INTAKE

### UNDER-THE-HOOD TYPE

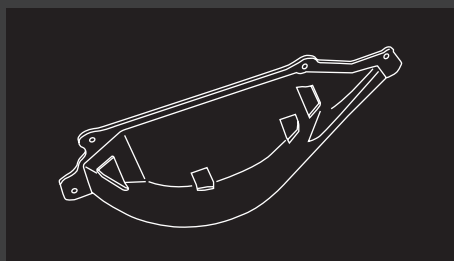
Newly developed cold air intake kit without the need of cutting the hood. Designed for best possible air flow and discrete installation without losing the characteristic "swoosh" turbo sound. Made of stainless steel and powder coated black. Complete with cover and mounting accessories.

# ACCESSORIES



## FUEL CAP

CNC machined in 6061 aluminum and anodized black or blue. Seals better than original and also provides better grip.



## CHAIN HOUSING GUARD

Made from 3mm high quality steel and powder coated black. A cheap insurance to keep you from breaking the chain housing (and thus avoiding a standstill).

# QUESTIONS TO...

SLEDSTRAX PUBLISHER MATTIAS SANDBERG



**How many days of riding do you get each season?**

About 100.

**Which is your favorite snowmobile - of all categories?**

All snowmobiles on the market today are good fun and capable of different things, but last season I had the most fun on my Yamaha Sidewinder MTX when there was a lot of snow. For more technical riding I really enjoyed the Polaris Axys chassis.

**What do you see as the 'pros' and 'cons' of the Yamaha Sidewinder compared to other brands?**

The biggest 'pros' are the reliability, fuel consumption and engine characteristics. The 'con' is that it takes some time to get used to how to ride a Yamaha as you usually ride it with the accelerator in technical terrain because it improves balance.

**After a season with the Stage 4 MaptunerX Yamaha Sidewinder, what would you say is the biggest difference from the original?**

The number of adrenaline rushes!! The power you get through Maptun's mapping is brutal. The sound of the blow-off valve and the hair-raising acceleration truly make me feel alive!

**Why did you choose Maptun as the provider of optimization for your Sidewinder?**

Because Maptun is a safe and established brand in the industry with extensive knowledge and experience in tuning.

**How is the reliability and durability affected when optimizing your Sidewinder?**

From what I've heard and know from my own experience, it makes no difference. You just get even more fun out of your days in the mountains!

**How difficult is it to optimize your Sidewinder with Maptun Powersport's products?**

Very simple - the MaptunerX performs the reprogramming and is plug and play. In addition, with the instructions that comes with it and the support Maptun assists with and has on its YouTube channel, anyone will be able to do it. Keep in mind that you need a clutch kit which you can order from Maptun or at your local dealer.

**In addition to software upgrades, MaptunerX has many more features, which ones do you use the most?**

There are some very handy features, like datalogging. But honestly, I haven't tried them out yet. Because when you sit behind the handlebars of a MaptunerX Sidewinder, you want nothing but to ride it all the time!



## MAPTUN PERFORMANCE AB



+4619-23 70 30



INFO@MAPTUN.COM



WWW.MAPTUNPOWERSPORTS.COM

